

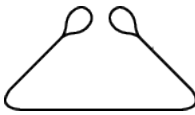
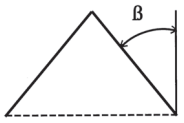
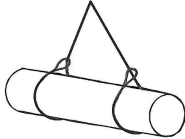
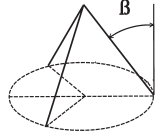
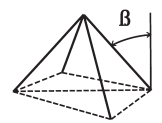
	WLL (working load limit) i ton									
	Enpartigt				Tvåpartigt				Tre-och fyrpartigt	
										
β	0°	0°	0°-45°	45°-60°	0°-45°	45°-60°	0°-45°	45°-60°	0°-45°	45°-60°
Faktor	1	0,8	1,4	1	1,4	1,0	1,12	0,8	2,1	1,5
Dim.mm	Belastningstabell kättingredskap klass 10									
5	1,0	0,80	1,4	1,0	1,4	1,0	1,12	0,8	2,0	1,5
6	1,4	1,12	2,0	1,4	2,0	1,4	1,6	1,12	3,0	2,12
7	1,9	1,50	2,65	1,9	2,65	1,9	2,12	1,5	4,0	2,8
8	2,5	2,00	3,55	2,5	3,55	2,5	2,8	2,0	5,3	3,75
10	4,0	3,15	5,6	4,0	5,6	4,0	4,25	3,15	8,0	6,0
13	6,7	5,30	9,5	6,7	9,5	6,7	7,5	5,3	14,0	10,0
16	10,0	8,00	14,0	10,0	14,0	10,0	11,2	8,0	21,2	15,0
20	16,0	12,8	22,4	16,0	22,4	16,0	18,0	12,8	33,6	24,0
22	19,0	15,0	26,5	19,0	26,5	19,0	21,2	15,0	40,0	28,0
26	26,5	21,2	37,5	26,5	37,5	26,5	30,0	21,2	56,0	40,0
32	40,0	32,0	56,0	40,0	56,0	40,0	44,8	32,0	84,0	60,0